


Overview

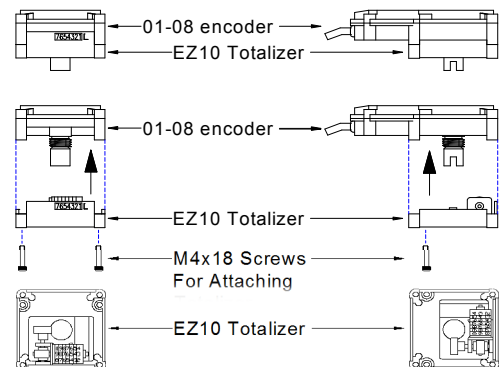

To supplement Eltomatics ATEX-approved incremental shaft encoders, we have a wide range of mechanical totalizers. Our range consists of totalizers integrated with the shaft encoder.

The EZ10 and EZ15 totalizers are add-on mechanical counters which fit the shaft encoder type 01-08. The totalizer is placed under the shaft encoder and fixed with two screws. Once assembled the assembly is ready to be mounted on a meter. Installation is simple and no external components or work is required. This is a very cost efficient solution.



The EZ10 counter is read through a plastic window which is lens shaped to enlarge the digits. The EZ15 counter protrudes from the aluminum housing to make reading easier in situations where physical access to the display is limited.

The Totalizer consists of a worm gear from the encoder shaft that drives a mechanical, non-resettable 7-digit counter and it is all mounted in a sturdy die-cast aluminum housing. The Totalizer can be adapted to most couplings and the encoder shaft to counter gear ratio can be specified.



An encoder has to be made with a worm gear wheel mounted on the coupling shaft to make it possible to drive the integrated totalizer. It is also possible to use an empty, unworked totalizer/gearbox housing as a mounting bracket for the type 01-08 encoder.

Mechanical specifications and options

Housing	Die cast aluminum alloy
Counting ratio	To be agreed upon
Display (EZ10 only)	7-digit, 4mm enlarged 1.3:1, black on white, top coming
Display (EZ15 only)	7-digit, 4mm, black on white, top coming
Sealing	Optional sealing screw
Mounting on encoder	2pcs M4 screws
Meter mounting	Standard, K90 or to be agreed
Shaft exit	Ø15, Ø18 or Ø29
Gearing to shaft	1:1, 2:1 or 4:1 or specified
Direction of coupling	CW or CCW
Reading angle	0° (EZ10) or -40°, 0° or +40° (EZ15)
Label	None
Marking	Optionally an "L" is stamped to the right of the display to indicate liter

